



**A Report**

**On**

**One-day workshop on “ETAB”**

**Guest Speaker:**

Mr. MOHD. KASIF (CORPORATE TRAINER of CETPA)

**Workshop coordinator:**

Mr. Vikas Kumar Gautam

(Dy.HOD)

(Department Of Civil Engineering)

**Organized & Managed By:**

**Department of Civil Engineering**

IIMT College of Polytechnic,  
Greater Noida

**Date:** 16<sup>th</sup> May, 2022 **Time:** 11:00AM

## **Acknowledgement.**

We are indeed thankful to expert of software ETAB, Mr. Mohd. Kasif who have spared their precious time especially for Students of Civil engineering department and conducted the workshop on ETAB and also thankful to students interest and attend this workshop.

## **INTRODUCTION:**

Department of Civil engineering from IIMT College of Polytechnic, Greater Noida arranged One Day's Workshop on ETAB dated 16<sup>th</sup> May, 2022. Expert of the workshop, Mr. Mohd. Asif who is CORPORATE TRAINER of CETPA. Expert rendered his expertise to all Modules of ETAB on effective use of subjective knowledge. More than 60 students from our Diploma 2<sup>nd</sup>, 4<sup>th</sup> & 6<sup>th</sup> semester Civil students were attending the workshop.



Workshop was started at 11:00 am with normal introductory speech by Mr. Rajiv Ranjan Singh (HOD-CE) and session was hand over to speaker Mr. Mohd. Kasif is well known in educationalist since 5 years and he is willingly in association with so many institutions for creating awareness regarding importance of Drafting, Modeling, Simulation, Analysis and FEA of any Civil part, the development of subjective knowledge.

## **Some of the topics discussed during Workshop:**



**Basic knowledge of ETAB:**

Welcome to the world of ETAB - In this first tutorial you will be learning the very basics of ETAB. This course was designed so that the commands and instructions should work on almost any version of ETAB, although this version was designed specifically for ETAB 2016 and will work with older versions. By the end of this level, you will have the skills to develop basic 3D drawings and print them out to scale.

**Basics Commands which we have covered in this workshop and many more**

<b>AUTOCAD COMMAND</b>	<b>DISCRIPTION</b>	<b>FURTHER INFORMATION</b>
LINE	Create a line	Basic AutoCAD commands: Mastering the LINE command in AutoCAD
TRIM	Trim object to meet the edges of other objects	Basic AutoCAD commands: Trim and Extend in AutoCAD
CIRCLE	Create a circle	Basic AutoCAD commands: Circles in AutoCAD
EXTEND	Extend object to meet the edges of other objects	Basic AutoCAD commands: Trim and Extend in AutoCAD
ARRAYRECT	Create a rectangular pattern of object	Basic AutoCAD commands: Arrays in AutoCAD
ARRAYPOLAR	Create a circular pattern of object	Basic AutoCAD commands: Arrays in AutoCAD
COPY	Create a copy of an object	Basic AutoCAD commands: Move and Copy objects in AutoCAD
MOVE	Move an object	Basic AutoCAD commands: Move and Copy objects in AutoCAD
ROTATE	Rotate an object	Basic AutoCAD commands: Mirror and Rotate in AutoCAD
MIRROR	Create a mirrored copy of an object	Basic AutoCAD commands: Mirror and Rotate in AutoCAD
ERASE	Delete an object	Basic AutoCAD commands: Explode and Erase in AutoCAD
EXPLODE	Breaks an object into its component objects	Basic AutoCAD commands: Explode and Erase in AutoCAD
LAYERS	Open the layer properties windows	Basic AutoCAD commands: Working with Layers in AutoCAD



**Approved by : AICTE Ministry of HRD, Govt. of India, Affiliated to : U.P.B.T.E., Lucknow**

CHAMFER	Bevelstheedgesofanobject	Basic AutoCAD commands: Chamferand Fillet
FILLET	Roundsthe edgesofobjects	Basic AutoCAD commands: Chamferand Fillet

There view of the Workshop that more than 90% students give excellent feedback of the workshop and they are willing to work more and take more interest in this workshop. We will try to give excellent when this kind of workshop will Arrange in college campus.

**Industrial Applications:**

This software is popular for 3D-drafting in industrial propose. One of the fastest software for drafting.

**Conclusion:**

After completion, this workshop we conclude that student gets more benefits about this workshop and they are more familiar about the software. In market scenario the extra skills are require for getting good job so that software knowledge is most important factor of industry. We are very thankful tour Head of Department for such giving a good support as well as we are also thankful to our director sir that he was continuously guiding and supporting to us We are also thankful the people who gives direct and indirect support to make successful workshop. The students are very enthusiastic to learn the software and they are ready to do more study in this kind of workshop.



16 May 2022 1:55:58 pm  
Knowledge Park III  
Greater Noida  
Gautam Buddha Nagar  
Uttar Pradesh



16 May 2022 1:55:34 pm  
Knowledge Park III  
Greater Noida  
Gautam Buddha Nagar  
Uttar Pradesh

**THANK YOU**

**Department of Civil Engineering  
workshop on 'AutoCAD & Staad Pro'**

Workshop on 'AutoCAD & Staad Pro' was organized by civil Engineering department on 12, April'2023 at Visvesvaraya Hall of IIMT College of Polytechnic, Greater Noida. The speaker of the workshop was **Mr. Rupesh Kumar Jha, Managing Director, Educaed Designs Pvt. Ltd.** The Aim of the Workshop was as give the basic knowledge of design software to the students. This workshop was focused for to make expert in design to get best job placement by the student through this program. Now a day's designing software program is demanding in market.



The poster features the IIMT logo and name at the top, followed by the department name. It announces a workshop on AutoCAD & Staad Pro, organized by the Department of Civil Engineering. The speaker is Mr. Rupesh Kumar Jha, Managing Director of Educaed designs Pvt Ltd. The event is scheduled for 12th April 2023 from 11:00 AM to 12:00 PM at Vishveshwarya Hall. The faculty coordinator is Mr. Manish Kumar, Lecturer in the Department of CE. Social media handles and the website are listed at the bottom.

**IIMT**  
COLLEGE OF POLYTECHNIC  
Greater Noida  
— Aim For Excellence —

**DEPARTMENT OF CIVIL ENGINEERING**  
organising  
**WORKSHOP ON**  
**AutoCAD & Staad pro**

**Speaker**  
**Mr. Rupesh kumar Jha**  
Managing Director  
Educaed designs Pvt Ltd

**DATE: 12<sup>th</sup> APRIL 2023 | TIME: 11:00 AM - 12:00 PM**  
**VENUE- VISHVESHWARYA HALL**

**FACULTY COORDINATOR**  
**MR. MANISH KUMAR**  
LECTURER,  
DEPARTMENT OF CE  
IIMT COLLEGE OF POLYTECHNIC

[www.iimtindia.net](http://www.iimtindia.net) @iimtindia @iimtNoida @iimtMeerutGreaterNoida @iimtGroupofColleges

## ABOUT THE SPEAKERS

**Mr. Rupesh Kumar Jha**  
**Managing Director**  
**Educaed Designs Pvt. Ltd.**

Educaed Designs Private Limited is an unlisted private company incorporated on 05 September, 2019. It is classified as a private limited company and is located in Gautam Buddha Nagar, Uttar Pradesh. Its authorized share capital is INR 1.00 lac and the total paid-up capital is INR 10,000.00.

The current status of Educaed Designs Private Limited is - Active.

The last reported AGM (Annual General Meeting) of Educaed Designs Private Limited, per our records, was held on 30 November, 2021.

Educaed Designs Private Limited has two directors - [Durgesh Kumar Jha](#) and [Rupesh Kumar Jha](#).

The Corporate Identification Number (CIN) of Educaed Designs Private Limited is U93000UP2019PTC120892. The registered office of Educaed Designs Private Limited is at A-215, BETA-1, GREATOR NOIDA, GAUTAM BUDH NAGAR, UTTAR PRADESH, Gautam Buddha Nagar, Uttar Pradesh.

**Attendances of the students – Total 42 students were presented in the session from 2<sup>nd</sup> year and 3<sup>rd</sup> year (Branch –CE).**

S.NO.	BRANCH	YEAR	STUDENT NAME	ENROLLMENT NO
1	CIVIL	3rd year	Noorain Mustafa	E21057032200054
2	CIVIL	3rd year	Dev Sharma	E21057032200047
3	CIVIL	3rd year	Siddharth Singh	E21057032200002
4	CIVIL	3rd year	Sameer Khan	E21057032200022
5	CIVIL	3rd year	Rajeev Kumar	E21057032200038
6	CIVIL	3rd year	Rahul Kumar Gupta	E21057032200018
7	CIVIL	3rd year	Rinku	E21057032200006
8	CIVIL	3rd year	Sankalp Saxena	E21057032200007
9	CIVIL	3rd year	Vikash Kumar	E21057032200019
10	CIVIL	3rd year	Shashank k Shrivastava	E21057032200001
11	CIVIL	3rd year	Pawan Kumar	E21057032200014
12	CIVIL	3rd year	Chirodeep Chakraborty	E21057032200045
13	CIVIL	2nd year	Aashish Harsana	E21157032200004

**Approved by : AICTE Ministry of HRD, Govt. of India, Affiliated to : U.P.B.T.E., Lucknow**

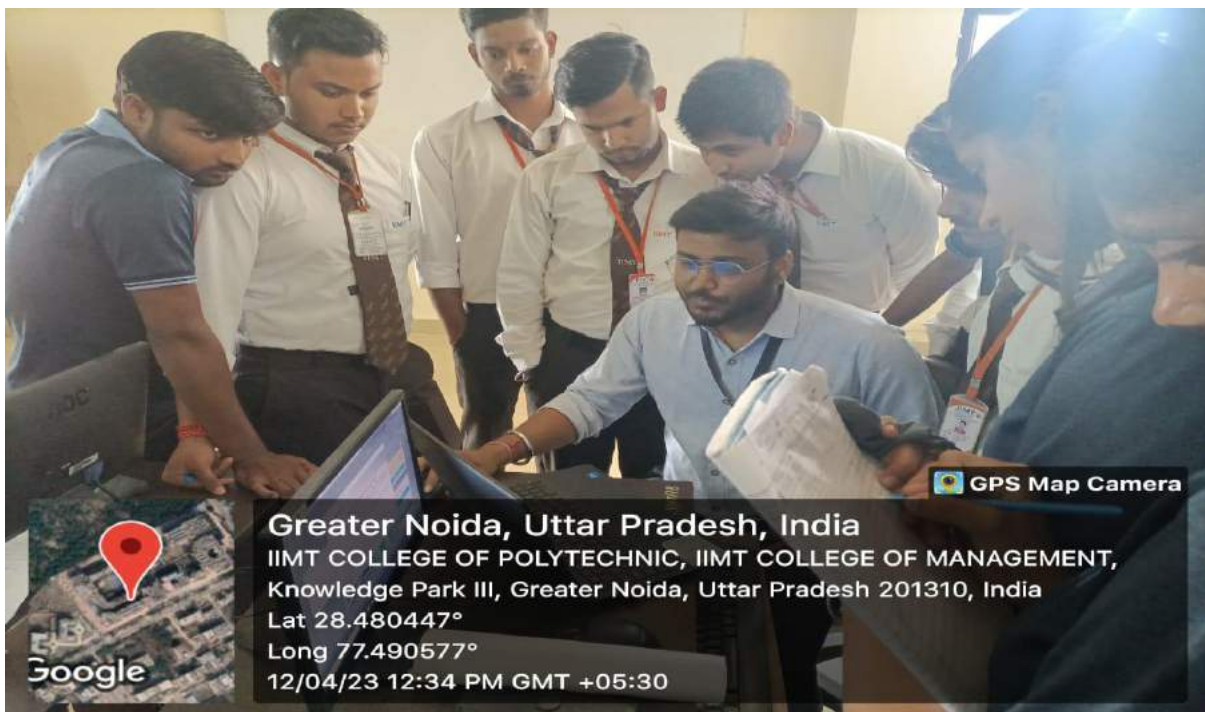
14	CIVIL	2nd year	Arjun Kumar Sharma	E21157032200006
15	CIVIL	2nd year	Abhishek Kumar	E21157032200007
16	CIVIL	2nd year	Suhail	E21157032200008
17	CIVIL	2nd year	Rahul Kumar	E21157032200010
18	CIVIL	2nd year	Prem Kumar	E21157032200011
19	CIVIL	2nd year	Nirbhay	E21157032200013
20	CIVIL	2nd year	Muntazir Ali	E21157032200014
21	CIVIL	2nd year	Monu Sharma	E21157032200015
22	CIVIL	2nd year	Anand Kumar	E21157032200016
23	CIVIL	2nd year	Kunal Bhati	E21157032200017
24	CIVIL	2nd year	Rishabh Singh	E21157032200018
25	CIVIL	2nd year	Prabhat Kumar	E21157032200022
26	CIVIL	2nd year	Md Sahil Ansari	E21157032200023
27	CIVIL	2nd year	Vishal Bhati	E21157032200026
28	CIVIL	2nd year	Suryansh Singh	E21157032200027
29	CIVIL	2nd year	Kumari Aprajita	E21157032200030
30	CIVIL	2nd year	Akshay Bhati	E21157032200031
31	CIVIL	2nd year	Vishnu Shrama	E21157032200033
32	CIVIL	2nd year	Abhishek Raghav	E21157032200034
33	CIVIL	2nd year	Ankit Kumar	E21157032200036
34	CIVIL	2nd year	Uma Shankar Mehta	E21157032200038
35	CIVIL	2nd year	Himanshu Sharma	E21157032200040
36	CIVIL	2nd year	Tushar Sharma	E21157032200041
37	CIVIL	2nd year	Garima Saini	E21157032200043
38	CIVIL	2nd year	Abhishek Silas	E21157032200044
39	CIVIL	2nd year	Dharamveer Kumar	E21157032200048
40	CIVIL	2nd year	Vinita Kumari	E21157032200049
41	CIVIL	2nd year	Akriti Mishra	E21157032200051
42	CIVIL	2nd year	Prashant Singh	E21157032200052

**Event Coordinators**

Mr. Manish Kumar (Lecturer CE)



**PHOTO OF THE EVENT-**







**Report Prepared By**  
**Manish Kumar**  
**Lecturer (Civil Engg.)**  
**IIMT College of Polytechnic**  
**Greater Noida**

## GUEST LECTURE REPORT

**OBJECTIVE:** -“Topic: - Know your personality type, an analysis using MBTI” The topic of the speaker was relevant to know the personality of the person either introvert or extrovert. Speaker was able to explain the topic clearly.

**NAME OF EVENT:** - Guest Lecture on personality type, an analysis using MBTI.

**DATE OF EVENT:** - 28<sup>th</sup> March 2023.

**NAME OF GUEST:** - Mr. Shubham Pathak

**DESIGNATION OF GUEST:** - Scientist ‘B’

**ORGANIZATION NAME OF GUEST:** -Defence institute of Psychological Science (DIPR)Defence Research and Development Organization (DRDO)

**NO. OF STUDENTS:** - 48

**NO. OF FACULTIES:** - 6

**VENUE:** - Visveswaraya hall.

**TIME:** - 10:30 AM - Onwards

**FACULTY COORDINATORS:** - Mr. Tanmay Gupta, Lecturer of Civil Engineering

**BRIEF WRITE UP ON THE PROGRAMME / EVENT:** - Department of Civil and Electrical Engineering organized a guest lecture on 28<sup>th</sup> March 2023. Topic was to know your personality type, an analysis using MBTI. The Resource Person for the event, Mr. Shubham Pathak was from Defence institute of Psychological Science (DIPR), Defence Research and Development Organization (DRDO). Firstly, the speaker was given a brief introduction about Myers- Briggs Type Indicator (MBTI). After that he was taken a test. Test is based on Personality type questions. At the end of event students are able to know their personality either introvert or extrovert.

**LEARNING OUTCOME:** The lecture by the speaker focused on the personality type. The session was highly interactive. The session was beneficial for the 1<sup>st</sup>, 2<sup>nd</sup> and 3<sup>rd</sup> year students of Department of Electrical Engineering and 2<sup>nd</sup> & 3<sup>rd</sup> Year students of Department of Civil

Approved by : AICTE Ministry of HRD, Govt. of India, Affiliated to : U.P.B.T.E., Lucknow

Engineering. At the end of the session's students are able to know their personality either introvert or extrovert.

**FEEDBACK:** After the session's students are improve their personality. Students are happy to know their personality type, and requested to arrange this kind of sessions.

**Glimpse of the Events: -**



**IIMT**  
COLLEGE OF POLYTECHNIC  
Greater Noida  
— Aim For Excellence —

DEPARTMENT OF ELECTRICAL AND CIVIL ENGINEERING

GUEST LECTURE ON

**KNOW YOUR PERSONALITY TYPE,  
AN ANALYSIS USING MBTI**

**Speaker**  
Mr. Shubham Pathak  
Scientist 'B'  
DIPR, DRDO

DATE: 28-03-2023, TUESDAY | TIME: 10:30 AM ONWARDS  
VENUE- VISHVESHWARYA HALL

**Faculty Coordinator**  
Mirtunjay Kumar  
Lecturer, Department of EE  
IIMT College of Polytechnic

**Student coordinators**  
Rajneesh Kumar Prasad  
EE 3rd Year  
IIMT College of Polytechnic  
Nirmal Gupta  
EE 2nd Year  
IIMT College of Polytechnic

[www.iimtindia.net](http://www.iimtindia.net) @iic.iimt @iimtlc @iic-iimt @IICIIIMT

# IIMT

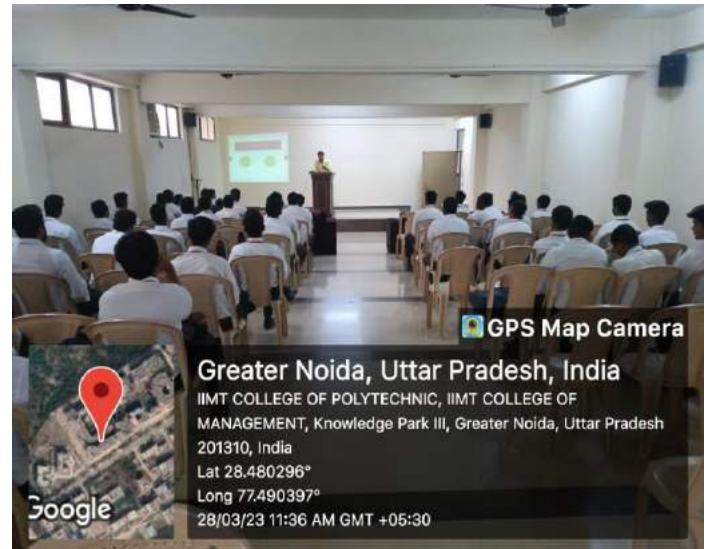
## COLLEGE OF POLYTECHNIC

Greater Noida



— Aim For Excellence —

Approved by : AICTE Ministry of HRD, Govt. of India, Affiliated to : U.P.B.T.E., Lucknow



## Workshop Report

Date- 20/09/ 2022

**Name of Workshop** - 5 Days workshop on civil engineering software.

**Name of workshop Coordinator-** Mr. Vikash kr. Gautam

**No. of Participant workshop-** 150

**Conducted at-** IIMT College Of Polytechnic, Gr. Noida.

**Workshop hours-** 15 hrs. (5 days)

**Scheduled of workshop-** 10th September 2022 to 15th September 2022.

**Objective:** - Revit is a software mainly used for 3D Modelling or BIM (Building Information modelling). It will create a perfect scenario of what is going to happen at the construction site. So basically, all the design clashes will be able to rectified using the Revit Model. Moreover, there is option for Structural Design and Analysis of Framing, Columns, Slabs etc. We can use this software for Rebar detailing. And the most important one is cost reduction in Estimation of the project as we can purge all the unwanted and unused materials

The civil department has arranged a 5 days' workshop on software Revit Architecture for civil engineering students from 10<sup>th</sup> September to 15 September 2022. Overall, 150 faculty and student have participated in this workshop.

The inaugural function of workshop was done in presence of Mr. Shekhar Sawant Head of civil Department on starting day of workshop with SE and TE civil students.

Revit Architecture is recent software in civil field and mostly used for building planning and modelling. Mr. Sanjeev kr. Sharma has given lecture on Revit for 5 days and his team support to students for practicing. Mr. Kartik Gupta is the leader of CEPTA Pvt. Ltd. CETPA offers a career focused education with dynamic learning environment and also provides course material. From last few years he provided training to students on different software at Cetpa.

### Day wise summary of the workshop

Day and Date	Session No.	Time	Link of session
Day 1 Monday, 10/09/22	1	2:00 to 5:00 pm	<a href="https://teams.microsoft.com/l/meetup-join/19%3a37c5e53dd47a41acb72f959854e0be90%40thread.tacv2/1662707200208?context=%7b%22Tid%22%3a%22a5abf106-6334-4808-b3c5-038da4442204%22%2c%22Oid%22%3a%227752ff6d-f712-4926-ae66-db256d7d8c1c%22%7d">https://teams.microsoft.com/l/meetup-join/19%3a37c5e53dd47a41acb72f959854e0be90%40thread.tacv2/1662707200208?context=%7b%22Tid%22%3a%22a5abf106-6334-4808-b3c5-038da4442204%22%2c%22Oid%22%3a%227752ff6d-f712-4926-ae66-db256d7d8c1c%22%7d</a>
Day 2 Tuesday, 12/09/22	2	2:00 to 5:00 pm	<a href="https://teams.microsoft.com/l/meetupjoin/19%3a37c5e53dd47a41acb72f959854e0be90%40thread.tacv2/1662707200208?context=%7b%22Tid%22%3a%22a5abf106-6334-4808-b3c5-038da4442204%22%2c%22Oid%22%3a%227752ff6d-f712-4926-ae66-db256d7d8c1c%22%7d">https://teams.microsoft.com/l/meetupjoin/19%3a37c5e53dd47a41acb72f959854e0be90%40thread.tacv2/1662707200208?context=%7b%22Tid%22%3a%22a5abf106-6334-4808-b3c5-038da4442204%22%2c%22Oid%22%3a%227752ff6d-f712-4926-ae66-db256d7d8c1c%22%7d</a>
Day 3 Wednesday, 13/09/22	3	12:00 to 3:00 pm	<a href="https://teams.microsoft.com/l/meetup-join/19%3a91vzatk83Dg9C7fBFfbP_a3ZBXq2hVj1oc0jb2fmtkY1%40thread.tacv2/1662981912061?context=%7b%22Tid%22%3a%22a5abf106-6334-4808-b3c5-038da4442204%22%2c%22Oid%22%3a%226073b525-4aa1-42ca-806f-58479887a4b5%22%7d">https://teams.microsoft.com/l/meetup-join/19%3a91vzatk83Dg9C7fBFfbP_a3ZBXq2hVj1oc0jb2fmtkY1%40thread.tacv2/1662981912061?context=%7b%22Tid%22%3a%22a5abf106-6334-4808-b3c5-038da4442204%22%2c%22Oid%22%3a%226073b525-4aa1-42ca-806f-58479887a4b5%22%7d</a>
Day 4 Thursday, 14/09/22	4	12:00 to 3:00 pm	<a href="https://teams.microsoft.com/l/meetup-join/19%3a91vzatk83Dg9C7fBFfbP_a3ZBXq2hVj1oc0jb2fmtkY1%40thread.tacv2/1663129994734?context=%7b%22Tid%22%3a%22a5abf106-6334-4808-b3c5-038da4442204%22%2c%22Oid%22%3a%226073b525-4aa1-42ca-806f-58479887a4b5%22%7d">https://teams.microsoft.com/l/meetup-join/19%3a91vzatk83Dg9C7fBFfbP_a3ZBXq2hVj1oc0jb2fmtkY1%40thread.tacv2/1663129994734?context=%7b%22Tid%22%3a%22a5abf106-6334-4808-b3c5-038da4442204%22%2c%22Oid%22%3a%226073b525-4aa1-42ca-806f-58479887a4b5%22%7d</a>
Day 5 Friday, 15/09/22	5	10:00 to 1:00 pm	<a href="https://teams.microsoft.com/l/meetup-join/19%3a91vzatk83Dg9C7fBFfbP_a3ZBXq2hVj1oc0jb2fmtkY1%40thread.tacv2/1663217325043?context=%7b%22Tid%22%3a%22a5abf106-6334-4808-b3c5-038da4442204%22%2c%22Oid%22%3a%226073b525-4aa1-42ca-806f-58479887a4b5%22%7d">https://teams.microsoft.com/l/meetup-join/19%3a91vzatk83Dg9C7fBFfbP_a3ZBXq2hVj1oc0jb2fmtkY1%40thread.tacv2/1663217325043?context=%7b%22Tid%22%3a%22a5abf106-6334-4808-b3c5-038da4442204%22%2c%22Oid%22%3a%226073b525-4aa1-42ca-806f-58479887a4b5%22%7d</a>



### Outcomes of Workshop

- To be familiar with advanced Civil Engineering Software like Revit architecture and its use in our field: After the completion of the workshop students are now familiar with the use of this software to draft the plan, elevation-sections, to update floor plans, floor levels and to develop the 3D views.
- To Produce consistent, coordinated and complete model-based building designs and documentation: After completion of the workshop students are able to produce complete model-based building design with the help of Revit Architecture software.
- Use 3D visualizations to see a building before it's built. Detail Of Speaker

### Detail Of Speaker

DAY	Speaker Name	Designation	Organization Name	Topic
1	Mr. Mukesh kumar Jha	Senior soft. developer	Clovia Pvt. Ltd. Noida	PYTHON
2	Mr. Kartik Gupta	Corporate Trainer	CETPA Pvt. Ltd. Noida	IOT
3	Mr. Sanjeev kr. Sharma	Corporate Expert	CETPA Pvt. Ltd. Noida	Revit Architecture
4	Mr. Sanjeev kr. Sharma	Corporate Expert	CETPA Pvt. Ltd. Noida	Revit Architecture
5	Mr. Avesh Bhatnagar	Sr. Engineer	Sofcon india Pvt. Ltd.	Civil Autocad



Approved by : AICTE Ministry of HRD, Govt. of India, Affiliated to : U.P.B.T.E., Lucknow

**Creative of workshop**



**IIMT**  
COLLEGE OF POLYTECHNIC  
Greater Noida  
— Aim For Excellence —

# 5 Days Workshop

Organized By

**Department of Civil Engineering**

<p><b>Day 1<sup>st</sup></b> Date : 10<sup>th</sup> September, 2022 Time : 02:00 PM Onwards</p> <div style="display: flex; align-items: center; margin-bottom: 10px;">  <div style="margin-left: 10px;"> <p><b>Mr. Mukesh Kr. Jha</b> Senior Software Developer CLOVIA, NOIDA</p> <p style="color: red; font-weight: bold;">Topic - "PYTHON"</p> </div> </div>	<p><b>Day 2<sup>nd</sup></b> Date : 12<sup>th</sup> September, 2022 Time : 02:00 PM Onwards</p> <div style="display: flex; align-items: center; margin-bottom: 10px;"> <div style="margin-right: 10px;"> <p><b>Mr. Kartik Gupta</b> Corporate Trainer CEPTA, NOIDA</p> <p style="color: red; font-weight: bold;">Topic - "IOT"</p> </div>  </div>
<p><b>Day 3<sup>rd</sup></b> Date : 13<sup>th</sup> September, 2022 Time : 12:00 PM Onwards</p> <div style="display: flex; align-items: center; margin-bottom: 10px;">  <div style="margin-left: 10px;"> <p><b>Mr. Rajeev Kr. Sharma</b> Corporate Expert</p> <p style="color: red; font-weight: bold;">Topic - "REVIT ARCHITECTURE"</p> </div> </div>	<p><b>Day 4<sup>th</sup></b> Date : 14<sup>th</sup> September, 2022 Time : 12:00 PM Onwards</p> <div style="display: flex; align-items: center; margin-bottom: 10px;"> <div style="margin-right: 10px;"> <p><b>Mr. Rajeev Kr. Sharma</b> Corporate Expert</p> <p style="color: red; font-weight: bold;">Topic - "ETAB"</p> </div>  </div>
<p><b>Day 5<sup>th</sup></b> Date : 15<sup>th</sup> September, 2022 Time : 10:00 AM Onwards</p> <div style="display: flex; align-items: center; margin-bottom: 10px;">  <div style="margin-left: 10px;"> <p><b>Mr. Avesh Bhatnagar</b> Sr. Engineer Sofcon India Pvt. Ltd</p> <p style="color: red; font-weight: bold;">Topic - "CIVIL AUTOCAD"</p> </div> </div>	<p style="text-align: center; background-color: #8B4513; color: white; padding: 5px; border-radius: 10px; display: inline-block;"><b>Mode Online</b></p> <div style="text-align: center; margin-top: 10px;">  <p style="font-size: 1.2em; color: #4F81BD; font-weight: bold;">Microsoft Teams</p> </div> <div style="text-align: center; margin-top: 20px;"> <p style="font-weight: bold; margin: 0;">COORDINATOR</p> <div style="background-color: #8B4513; color: white; padding: 5px; border-radius: 10px; display: inline-block;"> <p style="font-size: 0.8em; margin: 0;">Mr. Vikash kumar Gautam DY.HOD-CE IIMT College of Polytechnic</p> </div> </div>

**PATRON**

Prof. Umesh Kumar

Director  
IIMT College of Polytechnic

Dr. Bhaskar Gupta

Dean (A)  
IIMT College of Polytechnic

**CO-PATRONS**

Dr. Suresh Prasad

Dean R&D  
IIMT College of Polytechnic

Mr. Rajiv R. Singh

HOD - CE  
IIMT College of Polytechnic

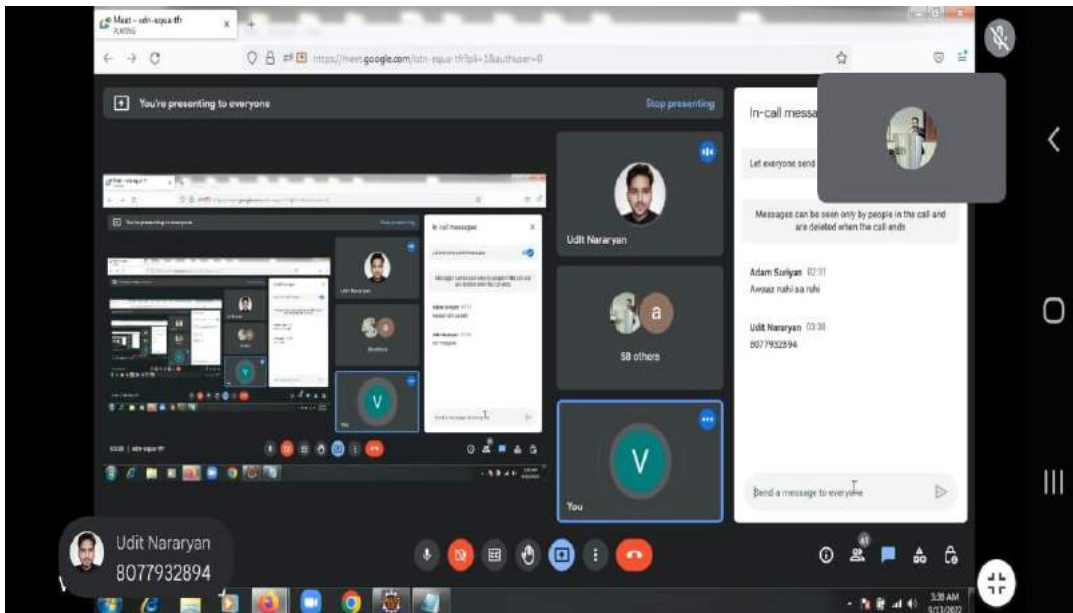
[www.iimtindia.net](http://www.iimtindia.net) | 
 [@iimtIndia](#) | 
 [@iimtNoida](#) | 
 [@iimtMeerutGreaterNoida](#) | 
 [@iimtGroupofColleges](#)

Plot No. 19-20, Knowledge Park-III, Greater Noida, U.P. - 201306, Ph.: 0120-2475000, Fax No.: 0120-2475001

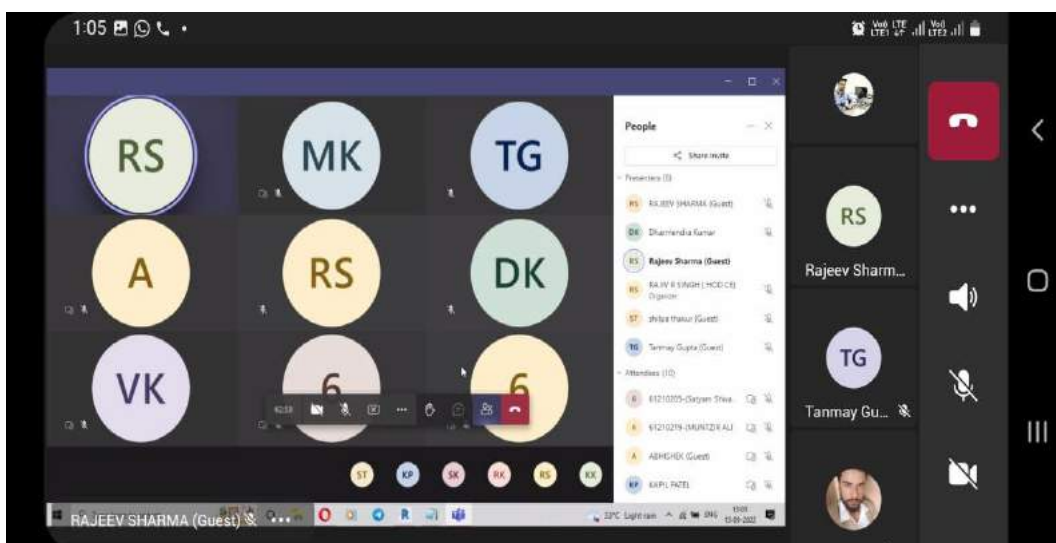
Website: www.iimtindia.net, E-mail: contact\_gn@iimtindia.net, Like us @ [www.facebook.com/iimtmeerutgreaternoida](http://www.facebook.com/iimtmeerutgreaternoida) Follow us @iimtNoida

Approved by : AICTE Ministry of HRD, Govt. of India, Affiliated to : U.P.B.T.E., Lucknow

### Inaugural Function

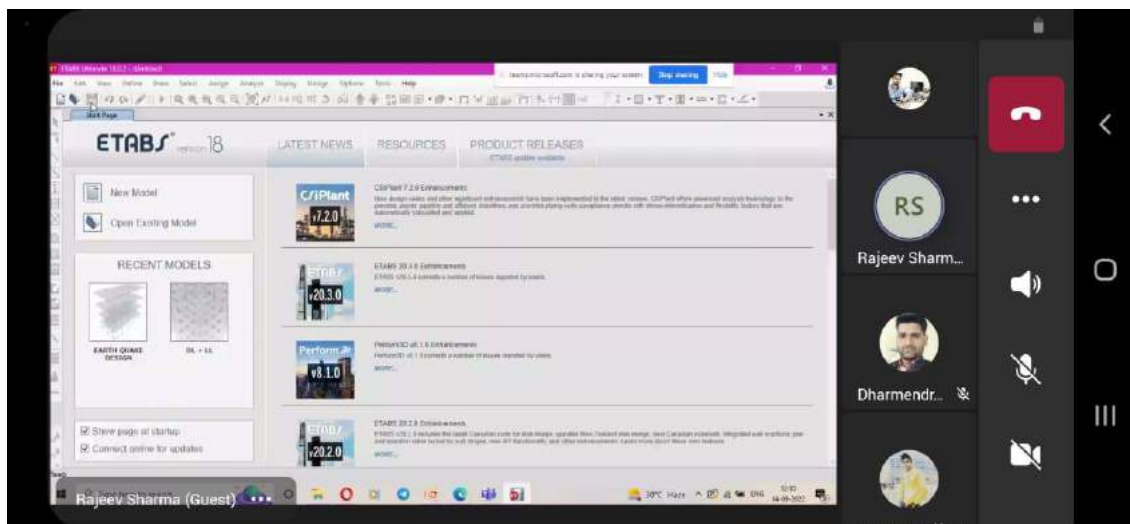


### Workshop first session

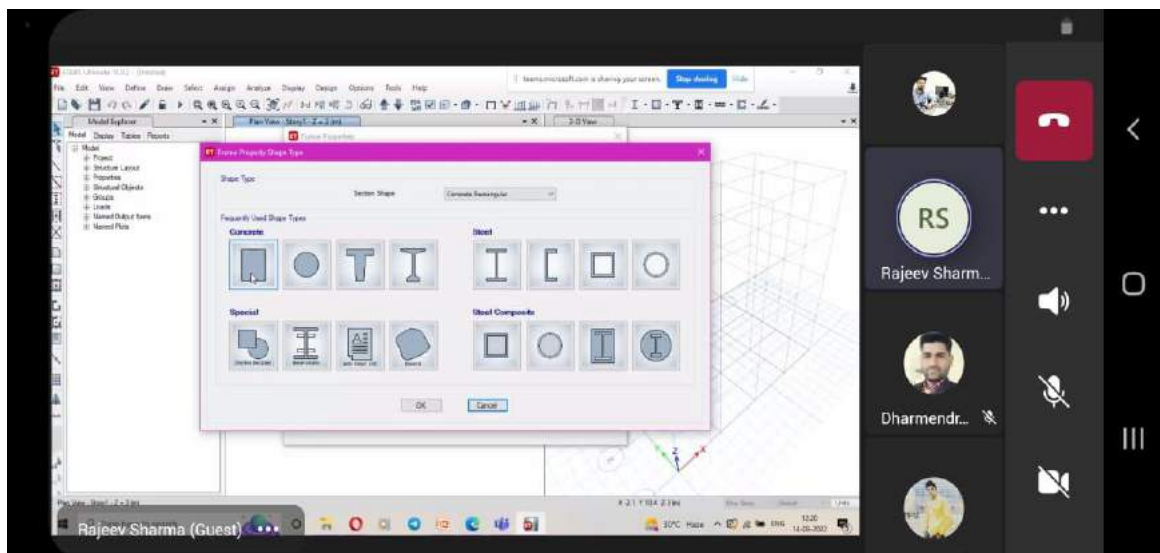


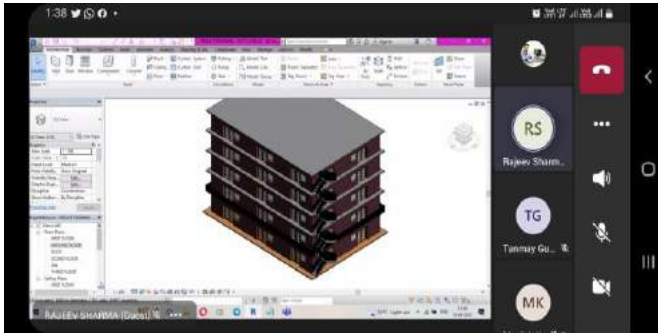
Approved by : AICTE Ministry of HRD, Govt. of India, Affiliated to : U.P.B.T.E., Lucknow

## Workshop second session

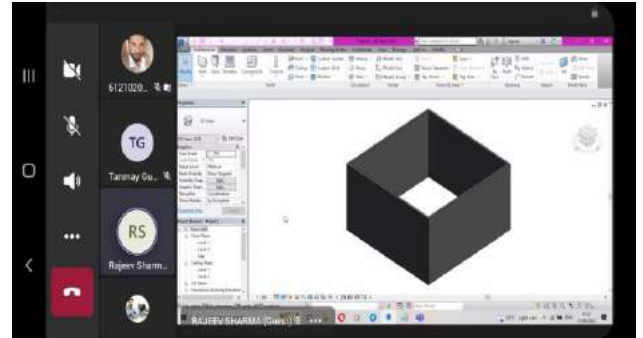


## Workshop Third session





**Workshop fourth session**



**Workshop fifth session**

### **Valedictory Function**

For the valedictory function Prof. Umesh Kumar **Director** IIMT College Of Polytechnic, Greater Noida was present. He motivated the students to participate in such co-curricular activities.

### **HOD**

**Mr. Rajiv R singh**



Approved by : AICTE Ministry of HRD, Govt. of India, Affiliated to : U.P.B.T.E., Lucknow

**CIVIL ENGINEERING DEPARTMENT  
GUEST LECTUER REPORT**

**“Scope of Civil Engineering after Diploma”**

**OBJECTIVE:** Topic of the Speaker was relevant to my area of interest/job. Speaker was able to explain the topic clearly & used relevant examples. Speaker was able to make the lecture interactive & made me feel engaged. Speaker was able to positively influence my views towards (mention topic over here) In near future, I would like to attend more lectures from the same Speaker.

COLLEGE NAME: IIMT College of Polytechnic Greater Noida  
DEPARTMENT: Polytechnic civil Engineering  
NAME OF THE TOPICS: “Scope of Civil Engineering after Diploma”  
DAY AND TIME: 12th OCT 2022 AT 02:00 Pm to 03:00 Pm  
DEPARTMENT: Civil Engineering  
NO. OF STUDENT ATTENDED: - 55

Coordinator: Mr. Manish Kumar

**Summary Of Guest Lecture: “Scope of Civil Engineering After Diploma”**

The lecture by the speaker focused on Scope of Civil Engineering after Diploma which is most important question in front of student after diploma. Speaker also emphasized various opportunities which can get to student after diploma. The speaker also discussed about requirement for different fields after diploma. In guest lecture the speaker also discuss about site job, graduation and govt. job which can a diploma students can get. In the guest lecture session, the speaker also talks about how much packages can earn a diploma student for site job or various types of planning and designing job. The session is beneficial to the 2nd year and 3rd year Polytechnic Civil Engineering students of the Department.

“About The Schedule: The department of civil engineering organized a “guest lecture on scope of civil engineering after diploma” on 12-10-2022. the resource person for the function was Mr. Shailendra Kumar sir assistant professor college of Polytechnic greater Noida. he emphasized on scope of civil engineering after diploma. the students gained knowledge on scope of civil engineering after diploma which is very useful to understand about future after diploma in civil engineering.

Guest Lecture For: Second Year& Third Year Students

Topic: Scope of Civil Engineering After Diploma

Speaker: Mr. Shailendra Kumar, Assistant Professor IIMT Group of Colleges Greater Noida

Date & Time: 12-10-2022, 02.00 Pm Venue: Visveswaraya Hall IIMT College Of Polytechnic

Offline Guest Lecture by Mr. Shailendra Kumar Sir On 12/10/2022 At 02:00 Pm Sharp

**GUEST LECTURE CREATIVE:**

**IIMT**  
COLLEGE OF POLYTECHNIC  
Greater Noida  
— Aim For Excellence —



Department of Civil Engineering is organizing

— Guest Lecture on —

# SCOPE OF CIVIL ENGINEERING AFTER DIPLOMA



**Speaker**  
**Mr. Shelendra Kumar**  
Asst. Professor, CE Department  
IIMT College of Engineering  
Greater Noida

**COORDINATOR**  
**Mr. Manish Kumar**  
Lecturer, CE  
IIMT College of Polytechnic

**PATRONS**

<b>Prof. Umesh Kumar</b> Director IIMT College of Polytechnic	<b>Mr. Rajiv R Singh</b> HOD, CE IIMT College of Polytechnic
---	--

**Date: 12<sup>th</sup> October, 2022**  
**Time: 02:00 PM - 03:00 PM onwards**  
**Venue : Vishveshwarya Hall,**  
IIMT College of Polytechnic

[www.iimtindia.net](http://www.iimtindia.net) @iimtIndia @iimtNoida @iimtMeerutGreaterNoida @iimtGroupofColleges

**PHOTOS:**

